


# OD 4000

**with Binding Modules**

(see on reverse side)

Add any of 4 Interchangeable Binding Models for Flexible Space Saving Punch and Bind Combinations.



**E-Z Change Die System  
Anti-Jam Auto Reversing Feature**


UL & CE Approved

## 11" OPEN END ELECTRIC PUNCH

### FEATURES

(See Specifications on Back)

- ✓ The OD 4000 Punch Comes With An Auto-Reversing Feature That Prevents Jams.
- ✓ All Dies for the OD 4000 Feature Our Ingenious Patented Swing Away Die Pin Retainer System. Allows Quick Access to all Die Punch Pins while Holding them Firmly in Place. Easily Disengage Any Die Punch Pin.
- ✓ 12 Standard Interchangeable Die Patterns Available. (Each Die is Priced Separately)
  - Combs
  - Wire Loop
  - Plastic Coils
  - Velo Bind™ GBC
  - 3 Hole Loose Leaf
  - Offset Duplicator Press Plates/Clean-up Sheets
- ✓ Easy, "Paper to Pin" Sight Alignment, For Balanced Hole to Edge Margins on Odd-Sized Applications.
- ✓ Punching Capacity Rated up to 17 Sheets of 20 lb. bond paper. The Number of Sheets Depends on the Paper Weight and Punch Pattern Used.
- ✓ Uses 11" Size Dies With OpenSides for Wider Sheet Punching Capability.
- ✓ Smooth, Quiet, Power on Demand Operation.
- ✓ Use Foot Pedal or Versa Switch.
- ✓ Die Removes With No Tools Required, Nothing to Take Apart.
- ✓ 60 Cycles Per Minute.



**THE ULTIMATE IN:**  
*Quality Paper Punching  
and Book Binding Equipment  
at Affordable Prices*

[www.RHIN-O-TUFF.com](http://www.RHIN-O-TUFF.com)

# OD4000 & BINDING MODULE SPECIFICATIONS

MACHINES	ELECTRICAL REQUIREMENTS			WEIGHT		DIMENSIONS		
OD 4000	VOLTS AC	AMPS	Hz	MACHINE	SHIPPING	HEIGHT	WIDTH	DEPTH
	115 230	2.5 2	60 50	35 lbs. 16 Kg	40 lbs. 18.2 Kg	6" 153 mm	14-3/4" 375 mm	14-1/2" 369 mm
INSERT-A-BIND WIRE INSERTER/CLOSER Available in 2 - 1 and 3 - 1 Pitch	NA	NA	NA	30 lbs. 13.7 Kg	35 lbs. 16 Kg	12" 305 mm	22" 560 mm	12" 305 mm
WIRE CLOSER: OD 4200	NA	NA	NA	10 lbs. 4.6 Kg	13 lbs. 6 Kg	5" 127 mm	19" 483 mm	5-1/2" 140 mm
COIL INSERTER: OD 4300	115 230	1 0.9	60 50	17 lbs. 7.7 Kg	20 lbs. 9 Kg	6" 153 mm	8-1/2" 216 mm	7" 178 mm
COMB OPENER: OD 4400	NA	NA	NA	17 lbs. 7.7 Kg	20 lbs. 9 Kg	6" 153 mm	15-1/2" 394 mm	7" 178 mm

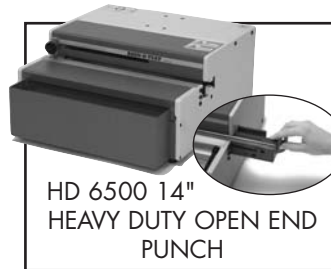
**12 Standard Punch Die Patterns Available. All Other Patterns Available Upon Request.**




APES 14 AUTOMATIC  
PAPER EJECTOR & STACKER



HD 7700-H  
HORIZONTAL PUNCH



HD 6500 14"  
HEAVY DUTY OPEN END  
PUNCH



HD 7500 24" PUNCH  
with the large document  
support table



KK 4171  
Shown  
mounted on  
an HD  
4170  
machine



OD 4000 11" OPEN END  
ELECTRIC PUNCH  
shown with coil inserter and  
wire closer modules



PC 2000  
MANUAL PUNCH AND  
COIL INSERTER



The HD 8370 Shown with  
the HD 7700 14"  
OPEN END  
PUNCH



HD 4170  
RHIN-O-ROLL  
HEAVY DUTY COIL INSERTER



HD 7000  
14" HEAVY DUTY  
DELUXE OPEN END PUNCH



HC 8024  
24" WIRE  
CLOSER




THE  
HD 4270



HC 8318  
18" WIRE INSERTER  
CLOSER



OD 4012  
11" ELECTRIC PUNCH




PAL-14  
MODULAR  
PIKS-A-LIFT




THE  
HD 4470  
COMB  
OPENER  
MODULE



OD 4800  
11" OPEN END  
MANUAL PUNCH



OD 3500 COMBO  
BINDING STATION  
shown with comb opener and  
coil inserter modules attached.



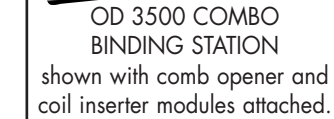
COMBO BINDING MODULES  
OD 4200  
OD 4400  
OD 4300



HC 8200/8300  
14" SEMI-AUTOMATIC  
WIRE  
INSERTER/CLOSER



HC 8000  
14" WIRE  
CLOSER



CALL **1-800-390-5782** FOR A DEALER NEAR YOU